

# FACTS & FIGURES

# Rankings in which Switzerland is Number 1:

- Global Innovation Index
- World Talent Ranking
- European Innovation Scoreboard
- In addition ETH Zurich is number 1 in the QS  
World University Rankings: Europe

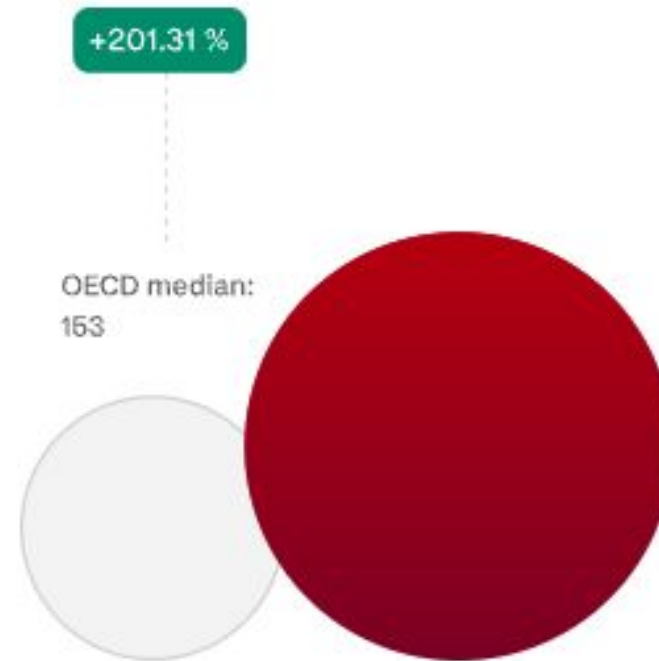
# Number of foreign lead investors

Active between 2019-2023

Switzerland

# 461

OECD median: 153



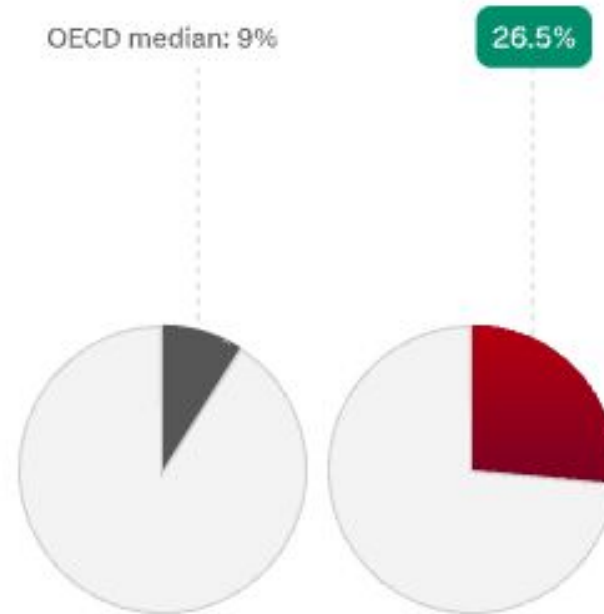
# Proportion of founders with scientific track background

PhD, founded 2019-2023

Switzerland

# 26.5%

OECD average: 9%



# Number of financing rounds – Share of university spin-offs

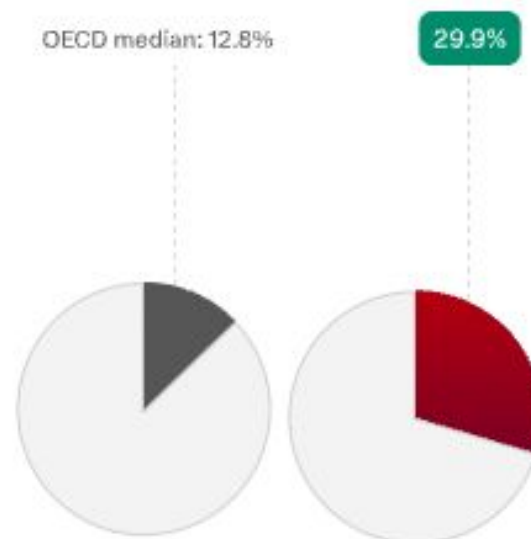
2019 – 2023

Switzerland

# 29.9%

OECD average: 12.8%

(Data Source: Swiss Venture Capital Report, Crunchbase)



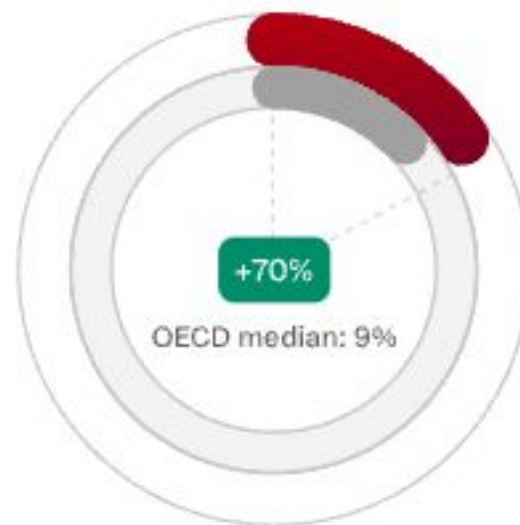
# Share of University Spin-offs of all new start-ups

Founded 2021-2023

Switzerland

# 15.3%

OECD average: 9%





# CAGR Number of financing rounds

2014 – 2023

Switzerland

# 7.6%

Average of OECD countries: 4.2



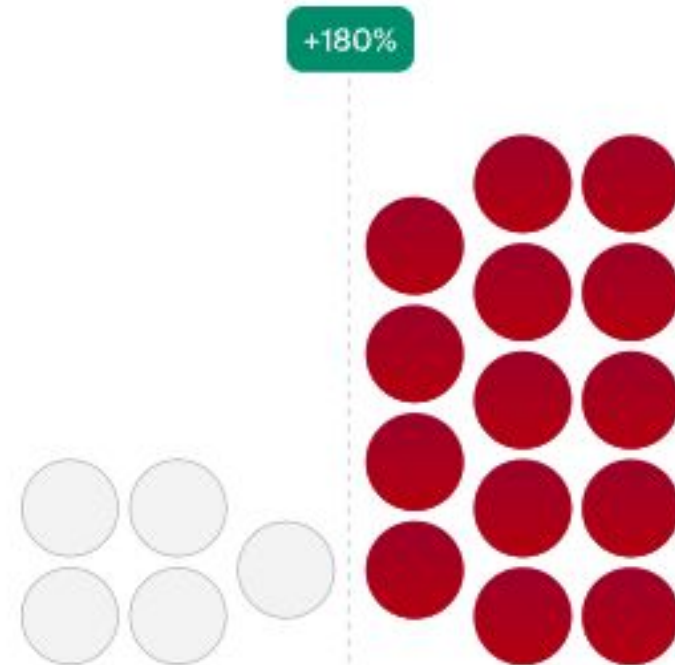
# Unicorns funded

Between 2015 – 2024

Switzerland

# 14

OECD-median: 5





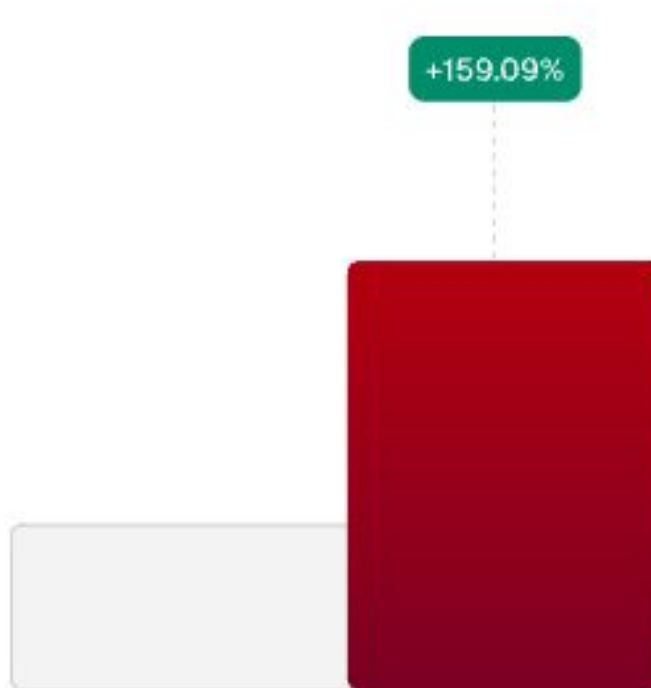
# Startups with total funding > 50 mio.

Founded 2014-2023

Switzerland

# 57

OECD-median: 22



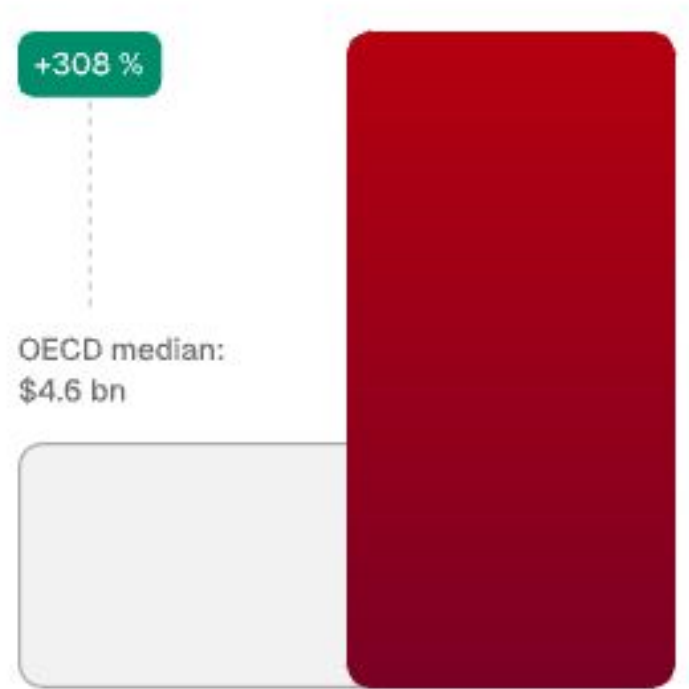
# Total VC Funding

2019 – 2023

Switzerland

**\$ 13.3 bn**

OECD median: USD 4.6 billion



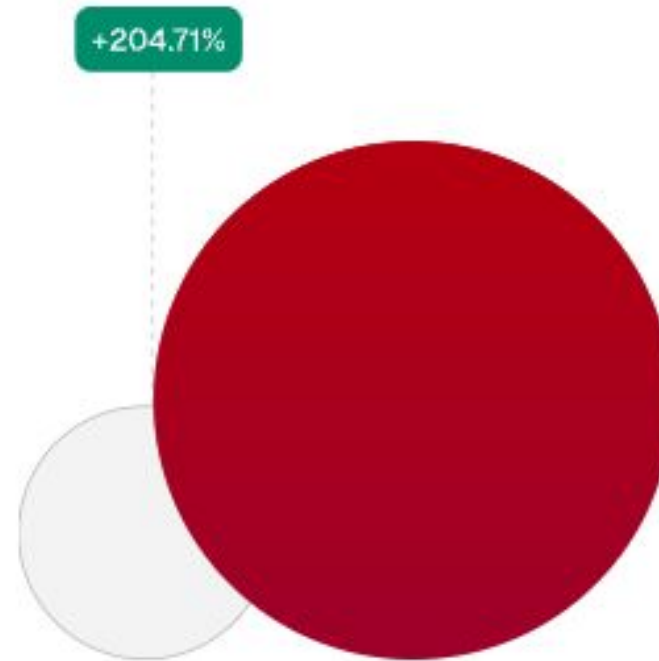
# Start-ups with investment

Founded 2019 – 2023

Switzerland

# 969

OECD median: 318



# Start-ups with investment per million inhabitants

Founded 2021 – 2023

Switzerland

# 62.2

OECD average: 22.8

